



# Kootenai County

January 2008

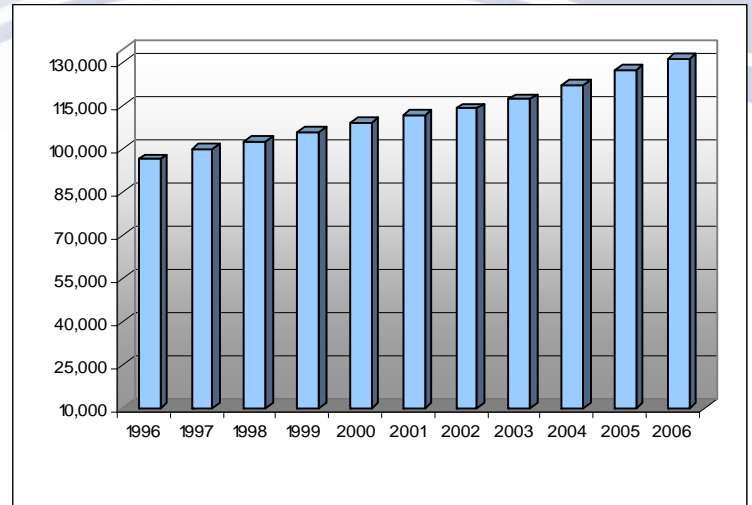
## Work Force Trends

### Population

Kootenai County experienced exceptionally strong population growth in the 1990s. From 1996 to 2006, its population grew 36 percent from 96,590 to 131,507, while Idaho's population grew 22 percent and the U.S. population grew 11 percent.

In an average year since 1990, 2,900 more people have moved into Kootenai County than moved out. Strong population growth shapes many aspects of the county's economy.

The city of Coeur d'Alene has a population of 40,100, Post Falls, 23,200; Hayden, 11,900; Rathdrum, 5,700; Dalton Gardens, 2,400 and Spirit Lake, 1,500. Kootenai County is closely tied to its Washington neighbor, Spokane County, population 447,000.

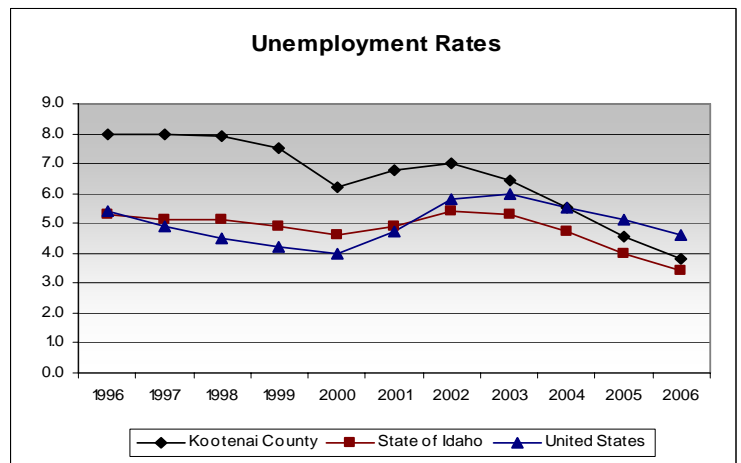


### Labor Force & Employment

From 1987 to 2000, Kootenai County's economy grew at an astounding rate as it diversified its manufacturing base, expanded its tourism sector and added call centers. In addition, tourism and population growth has fueled a construction boom allowing retail stores, health care providers, service businesses and government agencies to expand. The pace of growth slowed after the U.S. downturn began in early 2001, but since the summer of 2003, Kootenai County's economy has been growing at its fastest pace ever.

The opening of the Coeur d'Alene Resort in 1987 led to incredible growth in tourism. The Silverwood theme park opened in 1988 and has continued to grow every year. In 1994, the Coeur d'Alene Tribe opened a casino in Worley. Today, the casino, golf course and hotel employ nearly 800 people. In 2006, tourism-related jobs averaged 8,400.

Other events promoting the diversification and growth of the economic base during the last decade were the relocation of many manufacturing operations and six call centers to Kootenai



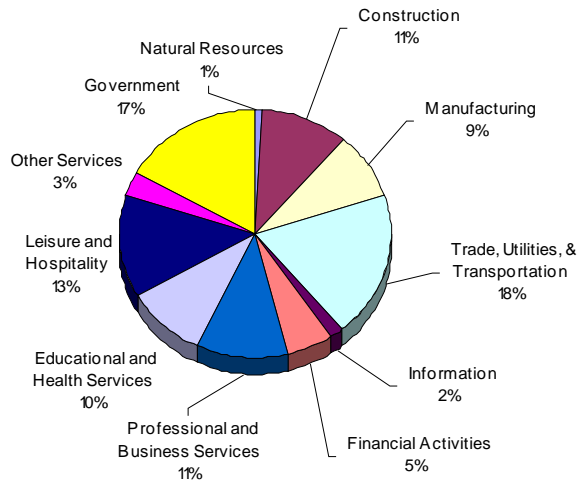
County. About 4,700 people work in the county's manufacturing businesses while 2,300 people work at call centers. Kootenai County's low business costs, good business climate and quality of life have attracted many new businesses. In 2005, Sysco opened a distribution center serving the food service industry that employs 180 people, Buck Knives opened a manufacturing plant that employs 280 people and US Bank opened a customer service center that eventually will employ 500 people.

In addition to manufacturers and call centers, retail, service, tourism and construction businesses are creating so many job opportunities that Kootenai County has received considerable national attention for its booming economy and great lifestyle.

Labor Force	Dec 2006	Dec 2007
Civilian Labor Force	69,687	71,452
Total Employment	67,026	68,920
Unemployed	2,661	2,531
% of Labor Force Unemployed	3.8	3.5
State of Idaho % Unemployed	3.2	3.0
U.S. % Unemployed	4.5	5.0

Labor Force	1996	1997	1998	1999	2000	2001	2002	2003	2004	2005	2006
Civilian Labor Force	50,689	53,895	55,205	55,809	56,473	59,356	60,188	61,480	63,607	65,824	69,259
Unemployment	4,036	4,304	4,341	4,207	3,499	4,040	4,216	3,964	3,521	2,988	2,638
% of Labor Force Unemployed	8.0	8.0	7.9	7.5	6.2	6.8	7.0	6.4	5.5	4.5	3.8
Employment	46,653	49,591	50,864	51,602	52,974	55,316	55,973	57,517	60,086	62,836	66,621

## Nonfarm Payroll Jobs for 2006



## Covered Employers

Kootenai County's growing population and economic development provide many opportunities for business creation.

Between 2000 and 2006, the number of private-sector employers increased 30 percent from 3,796 to 4,944.

The construction sector added the most new businesses by adding 416 new businesses, growing to 1,078 establishments. The number of professional and business services businesses grew from 530 to 757; manufacturing, 233 to 275; health care, 252 to 336; wholesale trade, 218 to 236; leisure and hospitality, 363 to 387; and retail, 554 to 588.

## Major Employers

Advanced Input Systems (manufacturer)
Center Partners (call centers)
Coeur d'Alene Resort
Coeur d'Alene Tribal Casino
Kimball Inc. (furniture manufacturer)
Kootenai Medical Center
North Idaho College
Verizon Northwest

## Occupational Wages\*

Occupational Wages*	Starting Wage
Assemblers	\$8.50
Bookkeepers	\$10.00
Carpenters, Journey-level	\$17.00
Cashiers	\$7.75
Clerks, General Office	\$9.25
Clerks, Retail Sales	\$8.00
Cooks, Restaurant	\$8.00
Customer Service Reps	\$9.25
Janitors	\$8.75
Laborers, General	\$9.25
Machinists	\$13.50
Nurses, Registered	\$18.50
Secretaries, General	\$9.50
Truck Drivers, Heavy	\$11.50

\* Additional Occupational Wage data can be found on the Idaho Department of Labor Web site at [lmi.idaho.gov](http://lmi.idaho.gov).

Covered Employment & Average Annual Wages Per Job for 1996, 2005, & 2006	1996		2005		2006	
	Average Employment	Average Wages	Average Employment	Average Wages	Average Employment	Average Wages
<b>Total Covered Wages</b>	35,945	\$20,967	51,787	\$28,208	54,584	\$29,784
<b>Agriculture</b>	572	\$21,554	492	\$32,567	548	\$32,611
<b>Mining</b>	111	\$55,366	133	\$58,502	148	\$78,085
<b>Construction</b>	3,097	\$24,510	5,260	\$31,196	5,859	\$32,616
<b>Manufacturing</b>	3,826	\$24,969	4,547	\$34,141	4,733	\$35,033
<b>Trade, Utilities, &amp; Transportation</b>	7,831	\$20,342	9,542	\$27,467	10,326	\$28,760
<b>Information</b>	720	\$29,989	1,019	\$35,454	984	\$37,023
<b>Financial Activities</b>	1,511	\$25,438	2,581	\$39,032	2,829	\$41,525
<b>Professional and Business Services</b>	2,635	\$24,382	5,981	\$28,315	6,034	\$31,562
<b>Educational and Health Services</b>	2,718	\$20,273	5,271	\$27,566	5,290	\$29,857
<b>Leisure and Hospitality</b>	5,482	\$9,529	6,907	\$12,878	7,305	\$13,971
<b>Other Services</b>	942	\$15,309	1,176	\$20,002	1,361	\$20,401
<b>Government</b>	6,500	\$24,372	8,878	\$32,840	9,166	\$33,847

Per Capita Income	1996	1997	1998	1999	2000	2001	2002	2003	2004	2005
<b>Kootenai County</b>	\$20,031	\$20,471	\$21,547	\$22,016	\$23,010	\$23,707	\$23,754	\$24,330	\$26,191	\$26,970
<b>State of Idaho</b>	\$20,248	\$20,648	\$21,789	\$22,786	\$24,073	\$25,014	\$25,180	\$25,461	\$27,414	\$28,478
<b>United States</b>	\$24,175	\$25,334	\$26,883	\$27,939	\$29,843	\$30,562	\$30,795	\$31,466	\$33,090	\$34,471

Information provided by U.S. Census Bureau



This county is served by the office listed below:  
 Idaho Department of Labor  
 1221 W. Ironwood Drive, Suite 200  
 Coeur d'Alene, ID 83814-2606 Ph: (208) 769-1558

[labor.idaho.gov](http://labor.idaho.gov)

This publication is produced by Idaho Department of Labor funded at least in part by federal grants from the U.S. Department of Labor. Costs associated with this specific publication are available by contacting Idaho Department of Labor.

Idaho Department of Labor is an equal opportunity employer/program. Auxiliary aids and services are available upon request to individuals with disabilities. Dial 711 for TTY Idaho Relay Service.